

Snodi per Bracciali in tubolare

SNODI IN ALLUMINIO E OTTONE PER BRACCIALI SU PALI ALTI

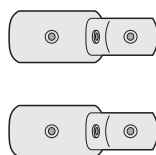

Per assieme cime ad una o più luci su pali Alti, scegliere i Bracciali ed aggiungere a questi l'adeguata coppia di snodi Garden, secondo i diametri di palo e bracciali.

OTTONE: realizzati in fusione di ottone brunito. Verniciatura acrilica trasparente essiccata a forno.

ALLUMINIO: realizzati in fusione di alluminio. Verniciatura a polveri epossidiche termoindurente.

Predisposti per il passaggio dei cavi alimentazione protetti fra il collare e lo snodo. Viteria in acciaio inox.

1 LUCE

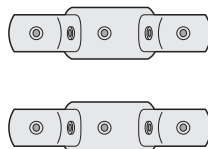
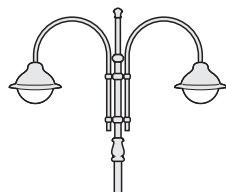


Ø PALO / Ø BRACCIALE

76/48	I 509 SN	ALLUMINIO
90/48	I 409 SN	ALLUMINIO
90/48	I 412 SN	OTTONE
90/60	I 442 SN	OTTONE
108/48	I 422 SN	OTTONE



2 LUCI

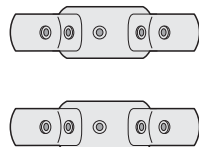



Ø PALO / Ø BRACCIALE

76/48	I 510 SN	ALLUMINIO
90/48	I 410 SN	ALLUMINIO
90/48	I 413 SN	OTTONE
90/60	I 443 SN	OTTONE
108/48	I 423 SN	OTTONE



3 LUCI



Ø PALO / Ø BRACCIALE

76/48	I 511 SN	ALLUMINIO
90/48	I 411 SN	ALLUMINIO
90/48	I 414 SN	OTTONE
90/60	I 444 SN	OTTONE
108/48	I 424 SN	OTTONE

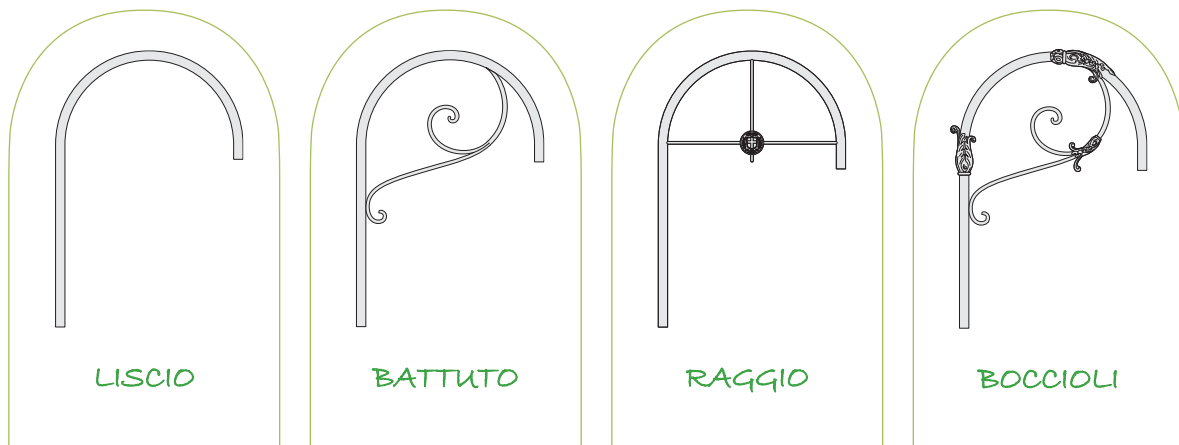


Joints for Heads with Brackets



ROSONE OVALE CON SNODO
PER BRACCIALI A MURO

BRACCIALI



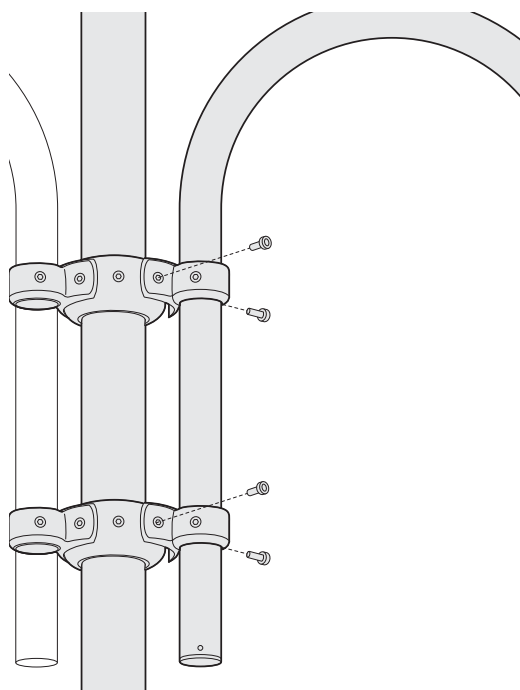
I 182 BP/TP 500
I 176 BP/TP 700
I 163 BP/TP 950
I 173 BP/TP 1000
I 163G BP 1500

I 186 BP/TP 700
I 165 BP/TP 950
I 175 BP/TP 1000
I 165G BP 1500

I 586 BP/TP 700
I 185 BP 950

I 166 BP 950

Montaggio con snodo Garden.
Assembly scheme with Garden joints.



To connect the head to one or more lights on Ø 90 mm poles, choose the Brackets and add the suitable couple of Garden joints, according to the diameter of the pole and brackets.

Are produced in:

BRASS: made of cast burnished brass. Oven-dried transparent acrylic varnish.

ALUMINUM: made of cast aluminum. Thermosetting epoxy powder coating. Are designed to protect the passage of cables between the collar and the hub. Stainless steel screws.

