


BP TP



LISCIO

I 133 BP/TP 950
I 133G BP 1500



BATTUTO

I 135 BP/TP 950
I 135G BP 1500



Inseri ornamentali in fusione di alluminio
Ornaments realised in cast aluminium

BOCCIOLI

I 136 BP 950

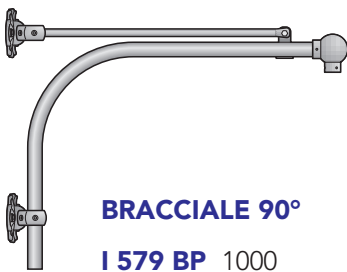


Per inserimento dello stemma araldico bifacciale AU 564BF
Suitable for insertion of the double-sided heraldic emblem AU 564BF

RAGGIO

I 183 BP 950

1:25



BRACCIALE 90°

I 579 BP 1000


CARATTERISTICHE

Struttura:	Tubo in acciaio curvato
Piastra di fissaggio:	Fus. alluminio
Vernice:	Bicomponente Poliuretanic
Fondo:	Primer Ferromicaceo
Finitura:	Antracite Semilucida
Viteria:	Acciaio inox

FEATURES

Body:	Bent iron tube
Fixing plate:	Cast aluminium
Painting:	Two comp. polyurethanic
Priming:	Ferromicaceous primer
Finishing:	Semigloss anthracite
Bolts and Nuts:	Stainless steel

The Wall Tube Brackets are fixed by brass joints and roses in aluminium casting. Fixing by nuts and bolts in stainless steel.



modello	per lanterne BP for BP lanterns	per lanterne TP for TP lanterns	↔	↔	↕	kg	dim. lanterne lightframe dim.
LISCIO 950 muro	I 133 BP	I 133 TP	950	950	1400	10,5	
LISCIO 1500 muro	I 133G BP	—	1500	1500	2000	12,5	
BATTUTO 950 muro	I 135 BP	I 135 TP	950	950	1400	14,5	
BATTUTO 1500 muro	I 135G BP	—	1500	1500	2000	20,5	© D
CON BOCCIOLI muro	I 136 BP	—	950	950	1400	17,5	
RAGGIO muro	I 183 BP	—	950	950	1400	13	
BRACCIALE 90° muro	I 579 BP	—	1000	1000	700	8	